

...

# Senior College Boot Camp

## Sign In!






# Do Now

1. **Log into Scoir**
2. **Click on “Me”, then Surveys**
3. **Complete Class of 2024 Summer Update-Counselor Questionnaire**
4. **Text your Adults to make sure you know when your Senior Meeting is! (or ask them to schedule it!)**
5. **Write AT LEAST 2 questions you have about college applications, applying to colleges, today’s boot camp, etc. on the whiteboard.**



# Objectives:

- Figure out where **you** personally are in the college search process.
  - Increase your readiness and reduce your stress
- Software (Scoir) Account & Processes
- Set up your Common Application Account
  - Know what you need to do to complete Common App
- Common App & Scoir Process
- Move at least 1 college to “Applying” List
- Start your application!!!



# Essential Questions:

Where am I in finding and applying to colleges that “fit” me?  
What resources are available to help me?

# Agenda

1. Senior Year Timeline
2. Meet you where you are in the process
3. Additional letter of recommendation?
4. Time to work on Common Application
5. College Representative Panel



# Update: Community Service

New Platform (with mobile app!):  
MobileServe

Email sent this week! Watch videos  
for logging service hours.

Community Service Opportunities  
will be posted in App!



”

**What are YOU  
looking for?**





# Senior Timeline

PD days: optional drop on time/visits to colleges/time to work on applications!:

Sept 11th: PD day

Oct 9th: PD day

Oct 11th: PSAT/day off for seniors

Oct 17-19th: Free days to apply to CO schools



# College Visits & College Day

Expectations: You sign up & attend college visits as needed.

Sign up in Scoir or ask Ms. Benitez for a pass.

**College Day: October 4**





# Peak Scholar

Take 30 seconds to find answers to 1 & 2. When you know, stand up.

1. Where do you find the application?
2. What are the deadlines for the application?



## Notes about Peak Scholar App:

- Applications are reviewed by a committee of Faculty & Staff
- Requirements
  - AP Completion
  - Attendance/Character
  - GPA/Community Service
  - Short Essay

# Roles in the Process

## Drop in Sessions

- Last period of the day on Mondays/Tuesdays
- Appointments
- PD days: Sept 11th, Oct 9th

## Special Topic Sessions

- Workshops (interviews/essays/FAFSA help, etc.)
- Microwave Cooking
- Scholarships
- What do you want?

## We send:

- Transcripts
- Letters of Rec
- School Report Forms

## You Send:

- Application
- Application Fees
- Test Scores (if required)-
  - These can take take **4-6 weeks**.
  - Scores need to arrive BY the deadline!!
- Supplemental Essays
- FAFSA (opens 12/1 this year!)
- CSS: by app deadline in some cases (opens 10/1)!

# Communication

## READ WEEKLY EMAILS

- Tuesday- General Counseling
- **Wednesday- Senior Specific**

## Remind Texting Group

- You'll get an invite, *please join.*
- This is used sparingly, we promise.



## Class of 2024 Google Classroom

**jcozfxl**

- Fall CRS assignments
- Graduation Updates
- Senior Class Experience Announcements
- Please don't turn off your notifications (you will miss key info. throughout the year!)

# Do you need a second letter of recommendation?

1

Most Colleges do NOT require (or even want) more than 1 letter.

2

Check out the [list of schools that require more than one letter.](#)

IF YOU NEED A SECOND LETTER, COMPLETE THE REQUEST FORM: [Rec.PeaktoPeak.Org](https://Rec.PeaktoPeak.Org)

# ••• Starting the Common Application

Helpful tips for what you might need to have available:

1. Counseling Website for Fast Facts
2. Use Personal (NON BVSD) email
3. Remember your password (must contain a symbol@!)
4. Click on "Common App" and complete Profile
5. Click on education and add Peak to Peak, start date Aug 2020 for HIGH School
6. Click on "college search" add one school you know you are applying to.
7. Click on "My Colleges", click on college you added
8. Click on "Recommenders and Ferpa" follow steps...

We'll know you are done when you close your computer.



# Recommenders Section in Common App



**Please add first and last name of teacher (who has been assigned) AND your counselor as Recommenders in Common App.**



**Also add your counselor & Ms. HF as ADVISORS (and click enable preview or we cannot see/help) here.**

kimberly.gannett@bvsd.org

mary.campbell@bvsd.org

molly.creek@bvsd.org

macaela.holmesfuller@bvsd.org

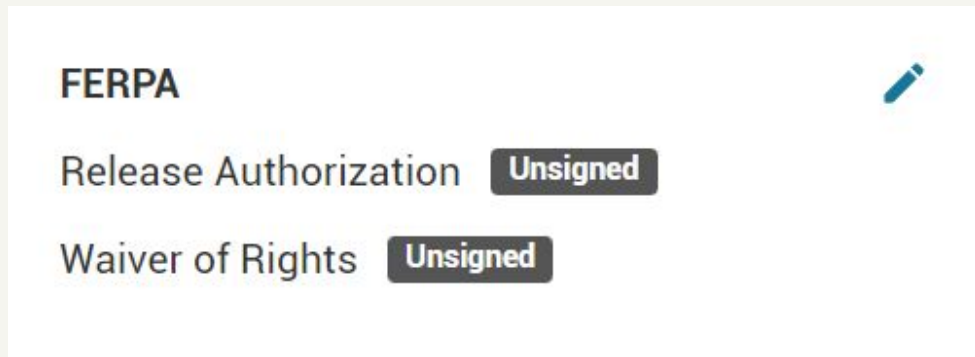
linda.bostic@bvsd.org

303.453.4781



# Signing FERPA in Scoir

1. Log into Scoir.
2. Click on ME, View Profile. Then sign both Release Authorization and Waiver of Rights



**\*\*Please double check "First Generation" box to make sure it's correct!**

# Scoir

- Review “MY Colleges: suggested/following”
- Drag at least one to “Applying”
  - **DETAILS MATTER**
    - Application Cycle 2023-2024
    - Application Method
      - If Common App, you’ll need Common Application ID!
    - Round (Early Decision, Early Action, Regular Decision)
  - Oddities (NCAA, Jack Kent Cooke Scholarship!)
- **Finalize this list ASAP**
  - Transcripts will NOT be sent unless the college is on your “Applying” or “Applied” column
  - Materials are sent based on the Round/Date you indicate.



# Activity Section Tips



## 150

Characters allowed to describe each of 10 activities you can list in the activities section.



## 12%

Percentage of the people reading your application who understand the acronym you are thinking of using.



## Honesty

Integrity in this process matters and is expected. Please don't make up a leadership title or over-exaggerate your role or involvement in an activity. We check!

# Common App Essay

- Main essay: (goes to MOST colleges) 650 word max

**You'll work on College Essays in English class. There will be specific drop in opportunities and workshops. Read Wednesday emails for details!**

- Recommended not to write about Pandemic
- Optional essays: DO!
- Supplementals: find in Common App under each college

Example: CSU none, CU has 2

Don't wait until the last minute on supplemental essays! They matter!

- Create Google doc to track all colleges, requirements, supplements, deadlines, fees, etc

”

## Colorado Free Application Day\$

- **October 17-19, try to submit during day/early 17th**
- **Your materials (application, essay, etc) are due.**
- **School materials (transcript, letters) are NOT due.**




# Work Time

1. Stand up, stretch!
2. Friendly reminder to make sure you have all classes you need for graduation/YOUR responsibility. Look at junior credit check or IC!
3. Work on Common Application!

# Objectives:

- Figure out where **you** personally are in the college search process.
  - Increase your readiness and reduce your stress
- Software (Scoir) Account & Processes
- Set up your Common Application Account
  - Know what you need to do to complete Common App
- Common App & Scoir Process
- Move at least 1 college to “Applying” List
- Start your application!!!



# Essential Questions:

Where am I in finding and applying to colleges that “fit” me?  
What resources are available to help me?



# College Representative Panel



Ticket out the door:

# Class of 2024- Boot Camp Closing Survey in Scoir